

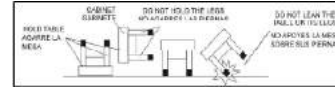


Thank you for choosing Sunnydaze Decor. We stand behind our brand and the quality of the items we sell. Replacement parts or products will be sent at our discretion, within the one-year warranty period. Proof of purchase, with the date of purchase as well as photos of the defective merchandise, must be provided.

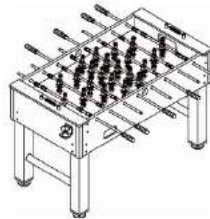
If you have any questions, comments or concerns please feel free to contact us by phone at: **888-881-4668**. You may also contact us by email: customerservice@serenityhealth.com, or via our webpage at: www.serenityhealth.com/contact-us/

CAUTION: Two strong adults are recommended to turn the table over as shown.
 1. Lift the table off the ground.
 2. Turn the table over.
 3. Place it on all four feet at the same time on the ground.











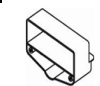









PRECAUCION: Recomienda voltear la mesa por dos adult fuertes como mostrado.
 1. Levante la mesa desde el piso.
 2. Voltee la mesa.
 3. Coloque los cuatro pies de la mesa sobre el piso al mismo tiempo.




















Foosball Table F56300



Parts:

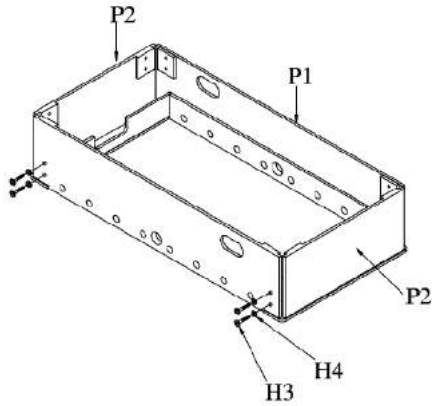
P1  x2		P2  x2		P3  x1		P4  x2	
SIDE PANEL	PANEL LATERAL	END PANEL	PANEL FRONTAL	PLAYING FIELD	CAMPO DE JUEGO	LEGS	PATAS
P5  x2		P6  x2		P7  x8		P8  x2	
LEGS	PATAS	PLAYFIELD SUPPORT	SOPORTE PARA EL CAMPO DE JUEGO	ROD HANDLE	MANGOS	CUP HOLDER	SOSTENEDOR DE TAZA
P9  x2		P10  x2		P11  x2		P12  x2	
BALL ENTRY CUP	ENTRADA DE LA BOLA	BALL CATCHER	COLECTOR DE LA BOLA	GOAL BOX	CAJA	BALL RUNNER	TUBO DE LA BOLA
P13  x2		P14  x4		P15  x8		P16  x2	
SCORER	MARCADOR	CORNER	ESQUINA	ROD CAP	CASQUILLO DE ROD	LEG BAR	BARRA SOPORTE PATA
C1  x2		C2  x4		C3  x2		C4  x16	
5 PLAYER ROD	5 BARRA DE UN JUGADOR PORTERO	1 OR 3 PLAYER ROD	1/3 BARRA DE UN JUGADOR PORTERO	2 PLAYER ROD	2 BARRA DE UN JUGADOR PORTERO	RUBBER BUSHING	RESORTE DE GOMA

C5  x4		C6  x16		C7  x26		C8  x26	
STOP RING	TAPÓN	PLASTIC ROD WASHER	ARANDEL A PLÁSTICA	PLAYER BOLT	JUGADOR TORNILLOS HEXAGONALES	PLAYER NUT	TUERCA DE CIERRE
C9  x11		C10  x11		H1  x16		H2  x16	
HOME PALYER	JUGADOR	AWAY PALYER	JUGADOR	BOLT	TORNILLOS HEXAGONALES	WASHER	ARANDEL A
H3  x8		H4  x8		H5  x28		H6  10	
BOLT	TORNILLOS HEXAGONALES	WASHER	ARANDEL A	SCREW	TORNILLO	SCREW	TORNILLO
H7  x4		H8  x22		H9  x4		H10  x2	
SCREW	TORNILLO	SCREW	TORNILLO	LEG LEVELER	NIVELADOR DE PATAS	SOCCER BALL	BOLA DE FUTBOL
H11  x1							
ALLEN SCREW CLE ALLEN	LLAVE ALLEN						

Assembly:

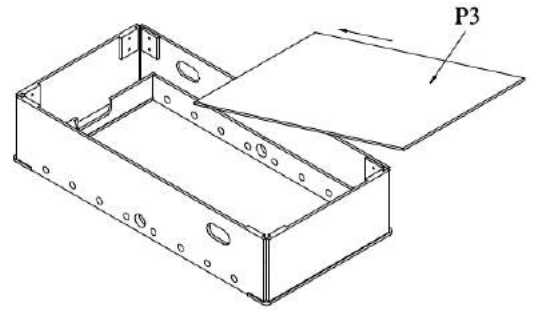
STEP 1

P1		X2
F2		X2
H3		X8
H4		X8



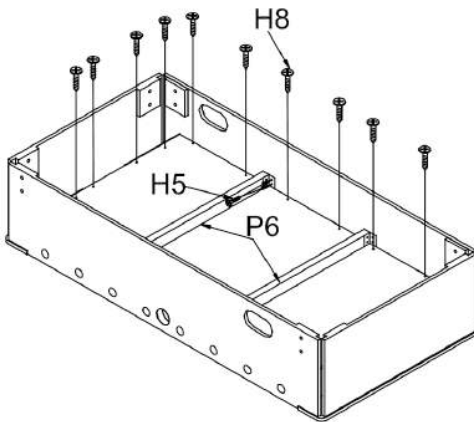
STEP 2

P3		X1
----	--	----



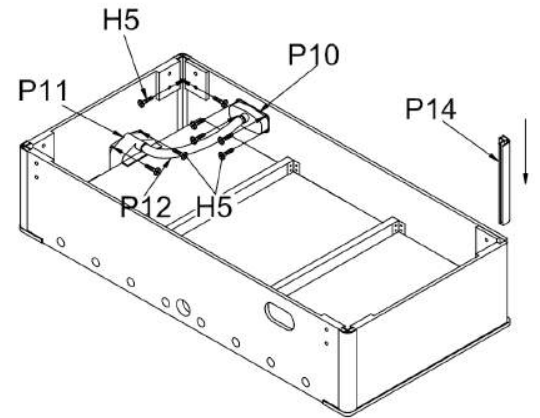
STEP 3

P6		X2
H5		8
H8		22



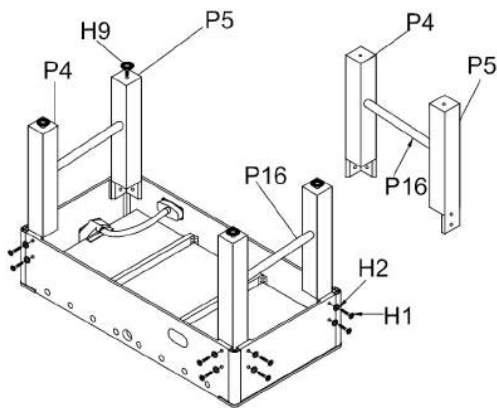
STEP 4

H5		X20
P10		X2
P11		X2
P12		X2
P14		X4



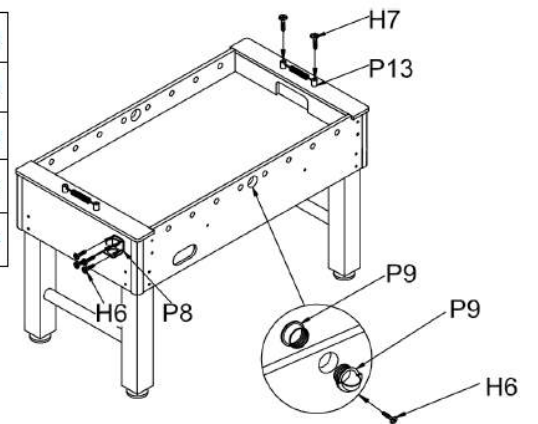
STEP 5

H1		X16
H2		X16
H19		X4
P4		X2
P5		X2
P16		X2



STEP 6

P8		X2
P9		X2
P13		X2
H6		X10
H7		X4



STEP 7

C1		X2
C2		X4
C3		X2
C4		X16
C5		X4
C6		X16
C7		X26
C8		X26
P7		X8
P15		X8

